

Edgebanding machine

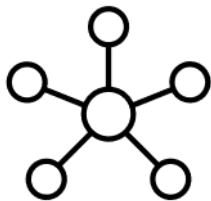
NBC332



Compact machine, with Gluing, facing, roughing and finishing of overhangs, scraping and polishing are carried out automatically in a single pass.

Fast processing, time-saving, space-saving, easy operation, and money-saving.

The total length of the machine is 5200mm;



EASY APPLICATION
WITH OTHER
BRANDS



HIGH QUALITY
FOR LOWER COST



AUTOMATIC
STANDBY,
ENERGY SAVING



COMPACT
DESIGN



AUTOMATIC STOP OF THE
MACHINE, IF THE
PROGRAM AND MATERIAL
DOESN'T FIT



3 YEARS OF
WARRANTY

TECHNICAL DETAILS

The automatic single-sided edgebanding machine NBC332 has a compact design with numerous functions in one machine for perfect edge banding results.

It is simple to operate on the touch screen on a 7-inch touch screen.

Quick change glue pot with easy cleaning design.

Feeding speed is 16-24 m/min.

The minimum panel dimensions are 120x60 mm.

Thickness 9-60 mm.

Possible to deliver with return system (option).

The machine is in compliance with the applicable CE directives.

DESCRIPTION OF DELIVERY

TOP PRESSURE BEAM



The pressure beam provides excellent stiffness and long service life.


The height of the presser beam driven via motor adjusts automatically based on the thickness of the workpiece just by inputting the work piece information on the touch screen which

RUBBER ROLLERS



The rubber rollers have a small pitch and a large contact area, which allows them to be pressed tightly and ensure that they move without displacement and that the edge processing is accurate.

TRACK CONVEYOR



The long straight semicircle guide rail is put through hard treatment before installation. The conveyor piece can make perfect contact with the guide rail with almost no gap.



Two steel rods of high rigidity connect the "stretched support conveyor" to the machine body to ensure the stable conveying of the wide work pieces. The maximum stretching width is 600mm.



Long steel guiding plate of high thickness and rigidity for longer service life and extra stability during the banding work. The position is easy to adjust.

TRACK CONVEYOR




The conveyor motor makes variable frequency starting possible.

It is very stable and is equipped with a braking system. It is easy to install and uninstall

DESCRIPTION OF DELIVERY

LONGITUDINAL COIL HOLDER



The edge tape supporter is of high quality and is at the proper height for smooth edge tape feeding and longer service life.

PRESSURE ROLLERS



A drive roller with a diameter of 100 mm cools the edge after applying the glue. The rotation speed is synchronized with the conveyor feeding speed.


steel booster rollers with a diameter of 68 mm.

Two rollers are tapered with the opposite angle of inclination to tighten the edge and minimize the glue seam.

One roller is cylindrical for the final pressing of the edge before processing.

Special scrapers on rollers to remove glue residues.

GLUE POT



Traditional way of gluing is stable, Teflon coated glue pot for EVA hot melt glue has a high capacity.(about 5L)

EDGE GUILLOTINE



The guillotine air cylinder has an electric controlled switch which cuts the edge tape accordingly to the panel processed.

LUBRICATION SYSTEM



The lubrication system is used to lubricate the feed track for maintenance and easy operation. This can reduce downtime and save costs.

DESCRIPTION OF DELIVERY

END TRIMMING



The linear guide way structure is at an angle of 45 degrees and has 2 motors 0.35kW 200hz 12000rpm/min which removes the excess edge tape on the front and back.

2pcs of saw blades (105*3*22*24Z) with independent cover.

ROUGH TRIMMING



The rough trimming unit has 2 powerful motors of world-famous brand (power 0.75kW: frequency 200hz: rotating speed 12,000 RPM) and 2 milling cutters with 2 stiff steel positioning guides.


FINE TRIMMING



2 x motors (power: 0.55kW; frequency: 200hz, rotating speed: 12000 RPM. 2 trimming milling cutters (standard up to R2).

The positioning device with high stiffness and independent cover on cutters for long service life.

RADIUS SCRAPING



Scraping the edge by R 1.5 cutters (Standard), making edge banding cleaner.

➤ Air blowing device blowing toward the scraping cutters for cleaning the scraps on cutter surface and cooling.

DESCRIPTION OF DELIVERY

BUFFERS



Buffing by dual screen cloth structure is the last step to make a perfect edge banding and to make the edge shine and more stable.

DUST COLLECTION



Independent suction hood (φ 125mm) on processing units , 3 dust collectors

- Rough trimming
- Fine trimming
- Scrapping

TECHNICAL DETAILS

SAFETY DEVICES



FEEDING PROTECTOR & THICKNESS PROTECTION

The feeding protector prevents any possible accidents and ensures the safety of the operator/s. It automatically monitors abnormal operation.

The work piece thickness detection, if the work piece thickness is over the limited position, the conveyor will stop at once to reduce damage to the machine.

EMERGENCY STOP



To stop running at once, this guarantees the machine and operators safety.

TECHNICAL DETAILS

SWITCH



A switch enables the operator to stop or start the machine anytime during the process that provides the maximum convenience to adjust or test the machine.

The operation indicating light provides you with the operation status of the machine which is available at a simple glance.

CONTROL SYSTEM



Touch screen with an operation interface which is intuitive and simple. You are available to control each component independently and generate statement accordingly.

Each working unit is controlled by independent frequency converters.


SUPPORTING INFORMATION

DESIGN & CONSTRUCTION



Heavy duty machine body is welded with thick laser-cut steel plates, then through processing of advanced CNC machine for metal work, hence enhances the stability and strength and reduces the vibration in the process. The machine net weight is up to 2460kg. Some casting parts used on the machine guarantees longer service life without deforming.

QUALITY CONTROL



The advanced measuring equipment and strict quality control system also helps to make sure that the final machine we offer to our customers is of the highest quality.

PROFESSIONALLY ASSEMBLED



Assembly is the final and most important step for superior machine performance. Wood Tech's edgebanders are professionally assembled by experienced technicians to guarantee machine standardisation and performance.

ELECTRICAL



PLC control, input voltage 380V, 50Hz (standard). Frequency converter with motor braking function.

Phase sequence protector.

Most of the electrical components of the machine are adopted international brands for high quality and generality.

ENERGY SAVING

Stand-by mode automatically turns on when the machine stops working for a certain period (according to the setting time). The glue temperature will lower down to prevent carbonisation, so as rotating of glue rollers to save energy.

SUPPORTING INFORMATION

Min panel length	≥120 mm
Min panel width	≥60 mm
Min panel size	120 x 60 mm
Panel thickness	10 mm – 60 mm
Edge tape thickness	0.4 mm – 3 mm
Feeding speed	16/20/24m/min
Dust outlet	3 x 125 mm mm dia
Power	13.3 kW
Weight	1620 kg
Dimensions	5040 x 1260 x 1440 mm

LAYOUT

